MOBILEERP EPC FLOW

INPUT

CAMPAIGN: Set Marketing Channels

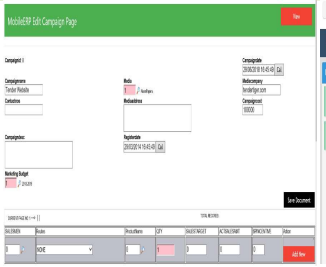

DSR: Tender Search and record

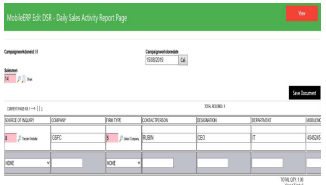

LEADS: PURCHASE TENDER

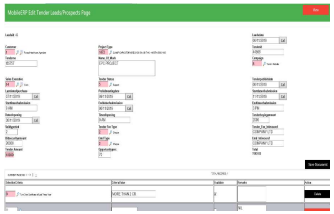

PRICEBID ENTRY: ENTER PROJECT ITEMS

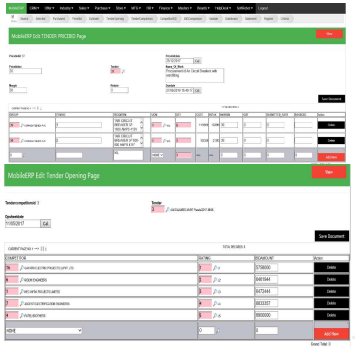

PROCESS

TENDER MARKETING PROCESS

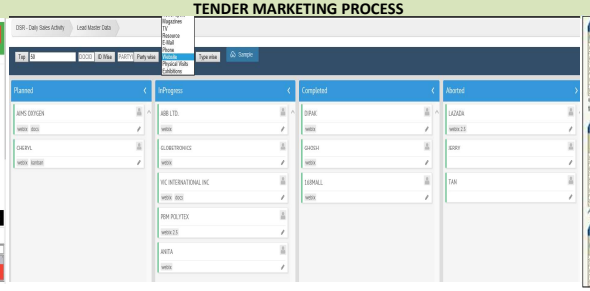

SET TENDER CRITERIA

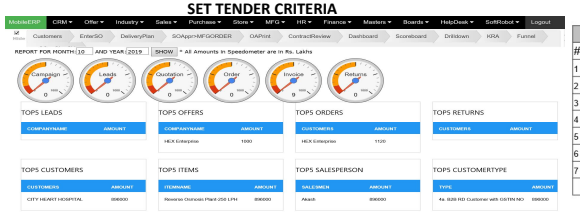

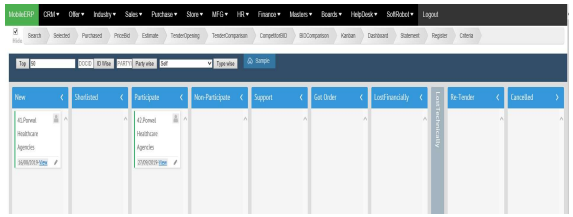

Tender Estimate Print : Estimate W/O Profit | Estimate WITH Profit

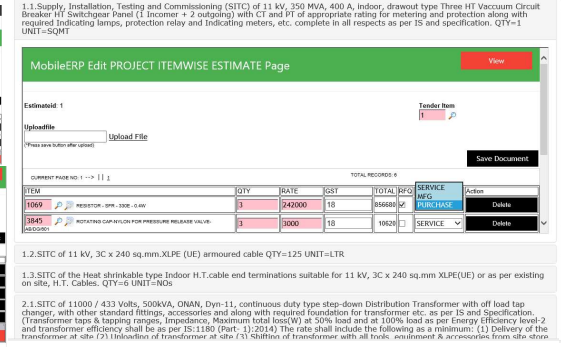

OUTPUT

CRM DASHBOARD

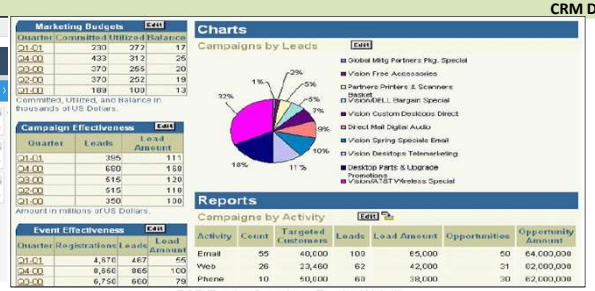

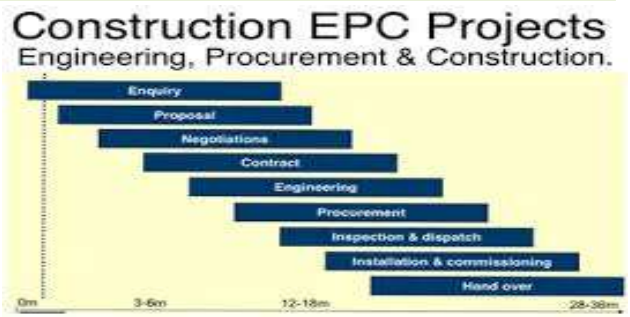

FOR Tender Search on Tender Website

REPORT FROM DATE: 06/11/2017- TO DATE:06/11/2019

CampaignWorkDone REGISTER

#	ID	DOCNO	DOCDATE	PARTY	AMOUNT
1	40	Website	23/11/2017	Hindustan Aeronautics Limited (IMM)	0.00
2	41	Website	24/11/2017	Northern Regional Load Dispatch Centre.	12,353,571.00
3	42	Website	06/12/2017	AIRPORTS AUTHORITY OF INDIA (LAKHIMPUR)	4,460,000.00
4	43	Website	07/12/2017	GUJARAT WATER SUPPLY AND SEWAGE BOARD, Public Health Mechanical Division, Vadodara.	7,400,360.00
5	45	Website	23/12/2017	Oil and Natural Gas Corporation Limited	0.00
6	46	Website	27/12/2017	AIRPORT AUTHORITY OF INDIA ALLAHABAD	0.00
7	47	Website	31/12/2017	INDIRA GANDHI NAHAR PROJECT BIKANER	8,620,000.00
					32,833,931.00

FOR CLAMP-CAPACITOR-AB/DG/120-DIA.:58-THK:1-WIDTH:50MM-MS

REPORT FROM DATE: 06/11/2018- TO DATE:06/11/2019

Leads REGISTER

#	ID	DOCNO	DOCDATE	PARTY	AMOUNT
1	41	45435435	16/08/2019	Porwal Healthcare Agencies	0.00
2	42	34	27/09/2019	Porwal Healthcare Agencies	60,000.00
3	43	t65757	06/11/2019	Porwal Healthcare Agencies	7,000,000.00
					7,060,000.00

FOR AHMEDABAD MUNICIPAL CORPORATION SADARBAZAR FRENCHWELL

REPORT FROM DATE: 06/11/2016- TO DATE:06/11/2019

Leads STATEMENT

#	ID	DOCNO	DOCDATE	DOCTYPE	AMOUNT
1	1	16/201-17	01/07/2017	ELECTRICAL SUBSTATION PROJECT	5,718,701.40
					5,718,701.40

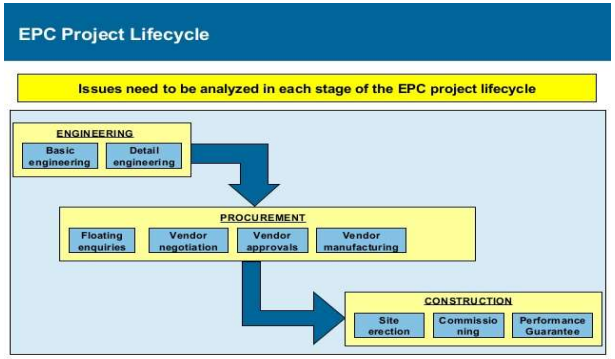

TENDER PROJECT ESTIMATE

#	ITEMNO	TBOQITEM	QTY	UOM	PURCHASE AMOUNT	GST ON PURCHASE	MARGIN %	PROFIT AMOUNT	TOTAL WITH PROFIT	GST% ON SALES	GST ON SALES	GST PAYABLE WO PROFIT	GST PAYABLE WITH PROFIT	SALES AMOUNT	QIOTED RATE	QIOTED AMOUNT
1	1.1	Supply, Installation, Testing and Commissioning (SITC) of 11 kV, 350 MVA, 400 A, Indoor, drawout type Three HT Vaccuum Circuit Breaker HT Switchgear Panel (1 Incomer + 2 outgoing) with CT and PT of appropriate rating for metering and protection along with required Indicating lamps, protection relay and Indicating meters, etc. complete in all respects as per IS and specification.	1.00	SQMT	786,960.00	132,300.00	8.20	62,886.90	982,130.90	18.00	173,185.18	29,968.00	40,866.18	1,003,025.08	1,003,025.00	1,003,025.00
2	1.2	SITC of 11 kV, 3C x 240 sq.mm.XLPE (UE) armoured cable	125.00	LTR	130,928.00	21,600.00	8.20	10,711.25	162,695.25	18.00	29,328.53	5,600.50	7,728.53	170,664.78	1,365.32	170,664.78
3	1.3	SITC of the Heat shrinkable type Indoor H.T.cable end terminations suitable for 11 kV, 3C x 240 sq.mm XLPE(UE) or as per existing on site, H.T. Cables.	6.00	NOs	21,900.00	3,942.00	8.20	1,798.80	27,637.80	18.00	4,974.80	708.56	1,032.80	28,670.60	4,778.43	28,670.60
4	2.1	SITC of 11000 / 433	2.00	NOs	1,837,000.00	326,440.00	8.20	150,604.00	2,313,674.00	18.00	416,353.32	63,769.20	90,913.32	2,403,987.32	1,201,993.66	2,403,987.32

Budgeting – Cost Break down structure

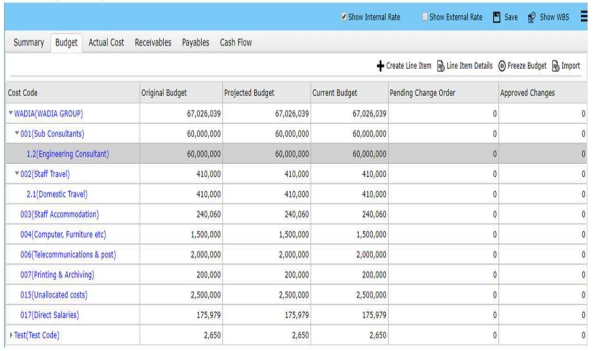

PROJECT MANAGEMENT PROCESS

PROJECT SCHEDULE ENTRY

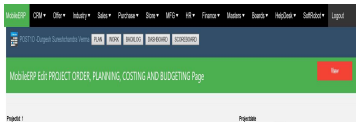

Integrated Project Planning & Monitoring-EPC

Project Phases with Weightages

Sl No.	Activity Description	Weight Factors		Cumulative Progress (%)			Progress during Reporting Period (%)		
		Level-1	Level-2	Base Plan (Early)	Target Plan (Rev-2)	Actual	Base Plan (Early)	Target Plan (Rev-2)	Actual
1. Home Office Services									
	4) Detail Engineering	6.00	75.00	100.00	97.34	85.54	0.00	3.84	2.94

Delayed Tasks List – Drill down Report

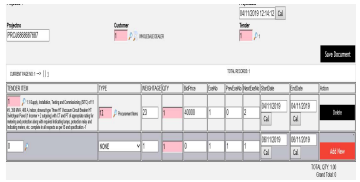

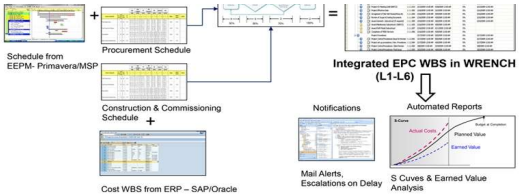

b)	Procurement Services	1.60	20.00	59.48	47.47	29.36	4.89	6.00	3.76
c)	Subcontracting Services	0.40	5.00	95.00	89.00	80.25	0.00	3.00	0.00
	Sub-Total (Home Office Services)	8.00	100.00	91.65	86.95	74.01	0.98	4.23	2.96
2. Manufacturing & Delivery									
a)	Equipment & Packages	28.60	55.00	47.24	33.26	35.09	5.22	6.95	8.90
b)	Pipeline Materials	10.40	20.00	81.15	60.38	53.88	1.10	9.04	0.78
b)	Bulk Materials	13.00	25.00	43.78	32.81	14.61	14.94	23.72	0.00
	Sub-Total (Manufacturing & Delivery)	52.00	100.00	53.16	38.57	33.72	6.83	11.56	5.05
3. Construction & Commissioning									
a)	Temporary Facilities	1.60	4.00	100.00	100.0	98.02	0.00	0.00	0.79
b)	Construction & Pre-commissioning	35.20	88.00	29.30	17.98	6.26	7.20	5.67	0.38
c)	Commissioning & Start-up	2.40	6.00	0.00	0.00	0.00	0.00	0.00	0.00
d)	As-built Documentation	0.80	2.00	0.00	0.00	0.00	0.00	0.00	0.00
	Sub-Total (Construction & Commissioning)	40.00	100.00	29.78	19.82	9.43	6.34	4.99	0.37

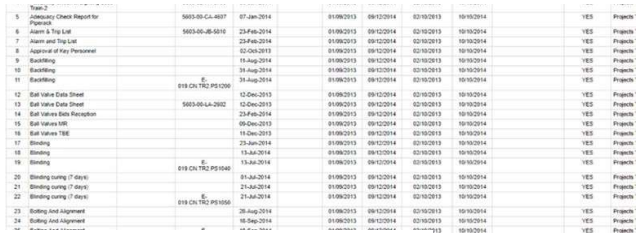

PROJECT PROGRESS ENTRY

Step 3: Employee logs in ESS – Employee Self Service or Employee Portal and enters Timesheet for project work done once a week

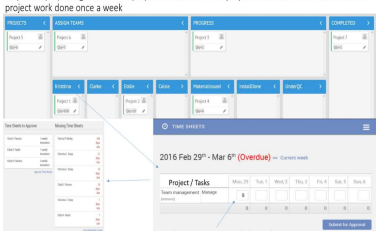

Step 4: Check Project Progress

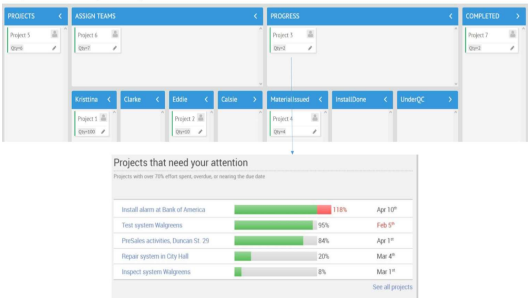

Package Level – Dashboard (Progress, Engg, Interface)

Overall Project Progress

WBS Code	Package	WTG (%)	Early (%)	Actual (%)	Late (%)
1.	Engineering/HOS	5.00	100.0	100.0	100.00
1.1	Process	8.57	65.8	51.4	50.49
1.2	Civil & Structural	17.20	61.7	46.7	47.89
1.3	Mechanical & Piping	32.39	55.7	37.7	26.79
2.	Procurement(Manufacturing & Delivery)	40.00	100.0	100.0	100.00
2.1	Long Lead	40.00	100.0	100.0	100.00
2.2	Bulk Items	60.00	98.2	62.5	96.50
2.	Construction & Pre Commisioning	55.00	19.4	18.0	16.80
3.1	Site Establishment	0.00	27.1	23.2	13.77
3.2	Shutdown & Pre/Post Shutdown Works	90.00	16.9	13.7	12.46
3.3	Commisioning & As - Built Drawings	10.00	0.0	0.0	0.00
	Overall Progress	100.0	34.5	28.5	24.55

ENGINEERING DRAWING ENTRY

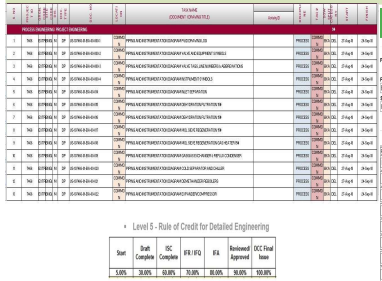

ENGINEERING DELIVERY PROCESS

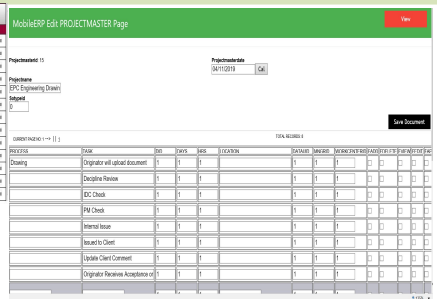

Engineering – Dashboards

Document Status

Sr.No	Document Status	Count
1	Document Issued (A)	2693
2	Next Revision Pending From Contractor	1623
2.1	Code 1 Document	245
2.2	Code 2 Document	566
2.3	Code 3 Document	61
2.4	Code 4 Document	121
3	Documents Under RIL Review	142
3.1	Rev A Within Review Cycle	82
3.2	Rev A Overdue	56
3.3	Rev B Within Review Cycle	59
3.4	Rev B Overdue	15
3.5	Rev C, C1 Within Review Cycle	26

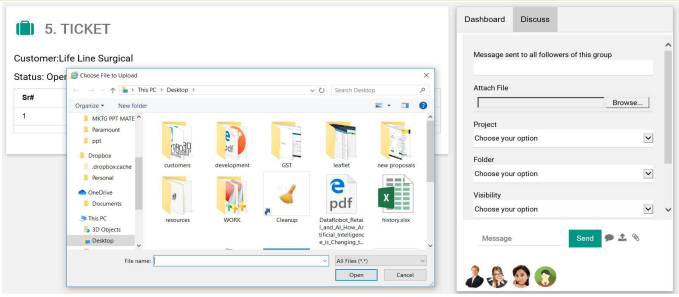

A RFQ - Enquiry to Bidders

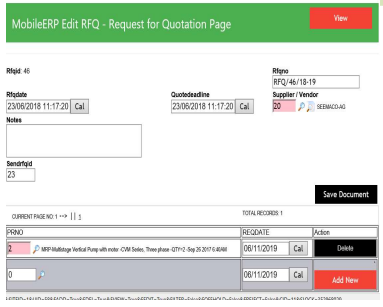

PROCUREMENT PROCESS

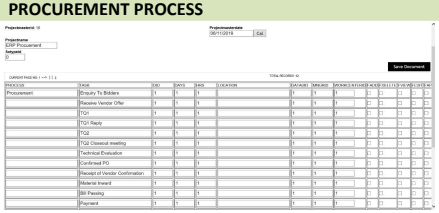

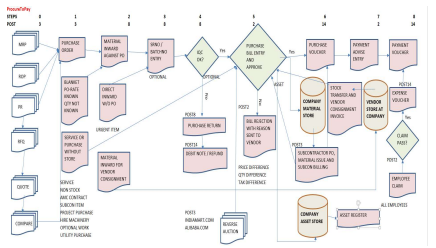

PROCUREMENT PROGRESS TRACKING

Request for Quotation (RFQ)

To,
M/s. SHAH FABRICATORS & ENGINEERS (S0010)
GHAYBER SHOPPING CENTER
GENDIGATE, VADODARA

INDIA
Kind Attn : 1
Email ID :
Phone :

Dear Sir,

Kindly Provide your most techno-commercial offer for the below mentioned item/s or service/s along with terms and conditions:

RFQ No.: RFQ/10/17-18 Quot. Deadline Date: 26/09/2017 06:41:34
RFQ Date : 26/09/2017 06:41:34 PR NO.: MRP

S.No.	ITEMID	ITEMNAME	UNIT	QTY	REQDATE
1	15	Multistage Vertical Pump with motor -CVM Series, Three phase	NOs	2.00	26/09/2017

NIL

Kindly revert back with your lowest quote by 26/09/2017 06:41:34

Thanking You.

Yours faithfully,
Hydro Fillsep Technologies Pvt. Ltd.

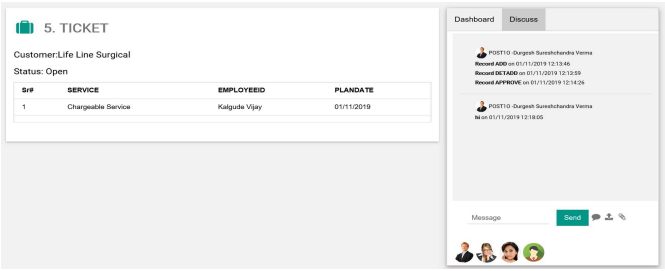

B Receive Vendor Offer

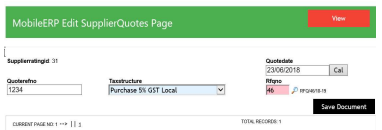

Performance of Procure to Pay Process

C Purchase Order Entry

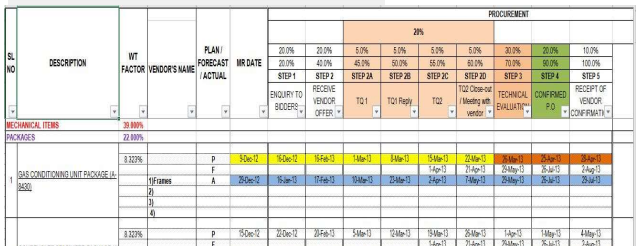

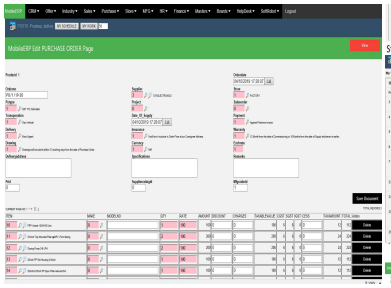

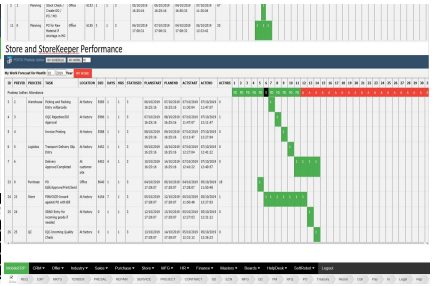

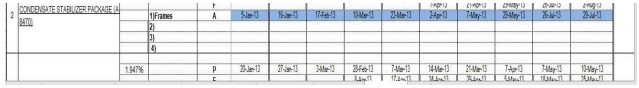

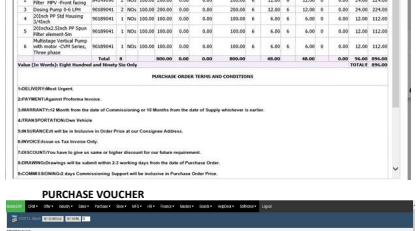

Print Document

D MATERIAL INWARD

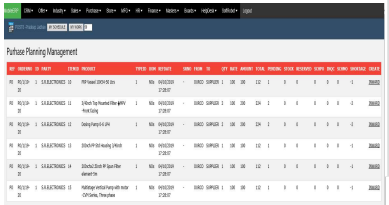

E BILL PASSING

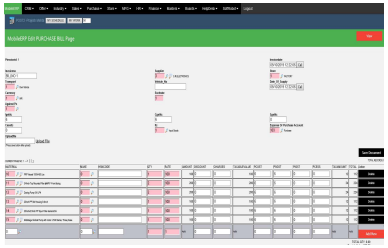

F PAYMENT ENTRY

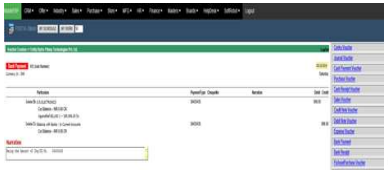

PURCHASE VOUCHER

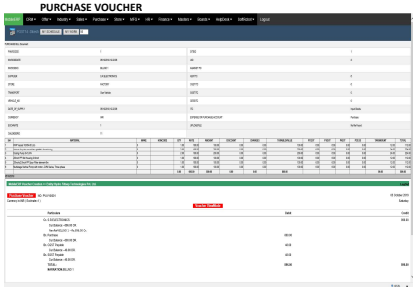

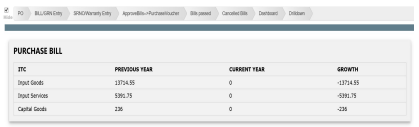

SCM: Supply Chain Mgmt. Best Practices

MOBILEERP

MOBILEERP MODULES, FLOWS AND SYSTEMS - ONE PAGE IMPLEMENTATION GUIDE FOR YOUR COMPANY

DEPARTMENTS -->	PURCHASE						STORES		RAUPASSING		SALES		PRODUCTION		
Manufactures Type	Materials	PR/Indent	RFQ/QUOTE/Compare	PO	Supplier Priorities	GI	INCOMING	IMI	GRN	QCM	QCM	INSTALLATION	INSPECTION	INSPECCION	IMC LOADING
Raw Material	Direct Material	Auto via MRP	No	Yes	Yes	Yes	Yes	Yes/MQ	No	Yes/Auto	NO	NO	NO	NO	NO
(Alone used in production)	Material in BOM														
	Indirect Material	Auto via ROP	No	Yes	Yes	Yes	Yes	Yes/mnl	No	Yes/Auto	NO	NO	NO	NO	NO
	10% material with 25% cost														
Maintenance	Machine Spare Parts	Manual by Store	No	Yes	No	Yes	Yes	Yes/MQ	No	Yes/Auto	NO	NO	NO	NO	NO
Assets	Capital Items	Manual by Dept	Yes	Yes	No	Yes	Yes	Yes/Dept	No	Yes/Auto	NO	NO	NO	NO	NO
Returnable	Repairing	Manual by Dept	No	Yes	No	Yes	No	No	Yes	Yes/Manual	NO	NO	NO	NO	NO
	Replacement	Manual by Store	No	Yes	No	Yes	Yes	Yes	Yes	No	Yes	No	No	No	No
	Remolding	Manual by Dept	No	Yes	No	Yes	No	No	Yes	Yes/Manual	Yes	No	No	No	No
	Loan	Manual by Store	No	Yes	No	Yes	No	No	Yes	No	Yes	No	No	No	No
	Department	Manual by Dept	No	Yes	No	No	Yes	Yes	No	No	No	No	No	No	No
Non-Returnable	Rejection To Supplier	No	No	No	No	No	No	No	No	No	No	No	No	No	No
	Scrap Sold To Customer	No	No	No	No	No	No	No	No	No	Yes	No	No	No	No
	Asset Sold To Customer	No	No	No	No	No	No	No	No	No	Yes	No	No	No	No
	Sample sent to Customer	No	No	No	No	Yes	Yes	Yes	Yes	No	Yes	No	No	No	No
Finished Goods	Trading FG	Manual by Planner	No	Yes	Yes	Yes	Yes	Yes	Yes	Yes/Auto	No	Yes	No	No	No
	Manufactured FG	No	No	No	No	No	Yes	Yes	Yes/Mq	No	No	Yes	Yes	Yes	Yes
	Sub Contracting FG	Manual by Planner	No	Yes	No	Yes	Yes	Yes	Yes/Mq	Yes/Auto	No	Yes	No	No	No
	Services FG	No	No	No	No	No	No	No	No	No	Yes	No	No	No	No
Packing Material	Packing Material	Auto via ROP	No	Yes	Yes	Yes	Yes	Yes	Yes	Yes/Auto	No	No	No	No	No
Services	Service >5000	Manual by Dept	Yes	Yes	No	No	No	No	No	Yes/BillPassBook	No	No	No	No	No
	Service<5000	Manual by Dept	No	Yes	No	No	No	No	No	Yes/BillPassBook	No	No	No	No	No
One Time Item	Ledger 1-Item not in master	Manual by Dept	No	Yes	No	No	Yes	Yes	Yes	Yes/Auto	No	No	No	No	No
MEANING OF SHORT TERMS		RM=Raw Material	FG=Finished Goods		MPS=Materials Requirement Planning		RCP=Re-order point planning				MFG=Semi-Finished Goods				

CCN	Challan Consignment Note	PO	Purchase Order
GI	Gate Inward	RFQ	Request for Quote
GP	Gate Pass	QUOTE	Supplier Quotation
BP	Bill Passing	MI	Material Issue
IQC	Incoming QC	DA	Dispatch Advice/ Delivery Challan
PR	Purchase Requisition	WO	Work Order
BILL	SALES INVOICE	BOM	Bill of Material
SV	SALES VOUCHER	MC	Machine
PV	PURCHASE VOUCHER	GRN	GOOD RECEIPT NOTE

SO=Sales Order

ACCOUNTS

Voucher Entries	Other Entries	Bookkeeping
JV=Journal Voucher	Bank Reconciliation	Daybook
CV=Contra Voucher	Party Reconciliation	Registers
BPV=Bank Payment Voucher	Tax Calculation	Statements
CPV=Cash Payment Voucher	Year End Closing	Trial Balance
BRV=Bank Receipt Voucher	Budgeting Entries	Balance Sheet
CRV=Cash Receipt Voucher	Costcenter Entries	Profit & Loss

BILL TYPES

Normalities
Same Tax
Different Taxes
Trader Taxes
Import Taxes
Service Taxes
No Tax Forms

Copyright 2015 MobileERP Software P Ltd. Baroda, India

IF YOU READ THIS ONE PAGE AND UNDERSTANDING, IT YOU WILL BE ABLE TO RUN, IMPLEMENT AND OPERATE ENTIRE MOBILE ERP SYSTEM AND YOUR OWN BUSINESS.

CONSTRUCTION PROCESS

DPR ENTRY: Daily Progress Report

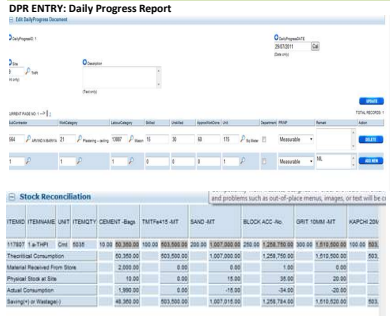

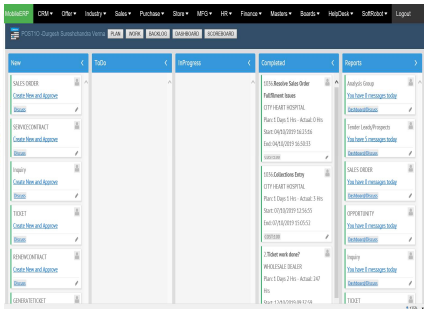

Construction– Reports

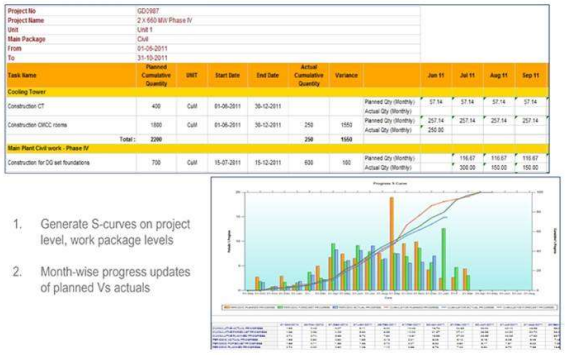

1. Generate S-curves on project level, work package levels
2. Month-wise progress updates of planned Vs actuals